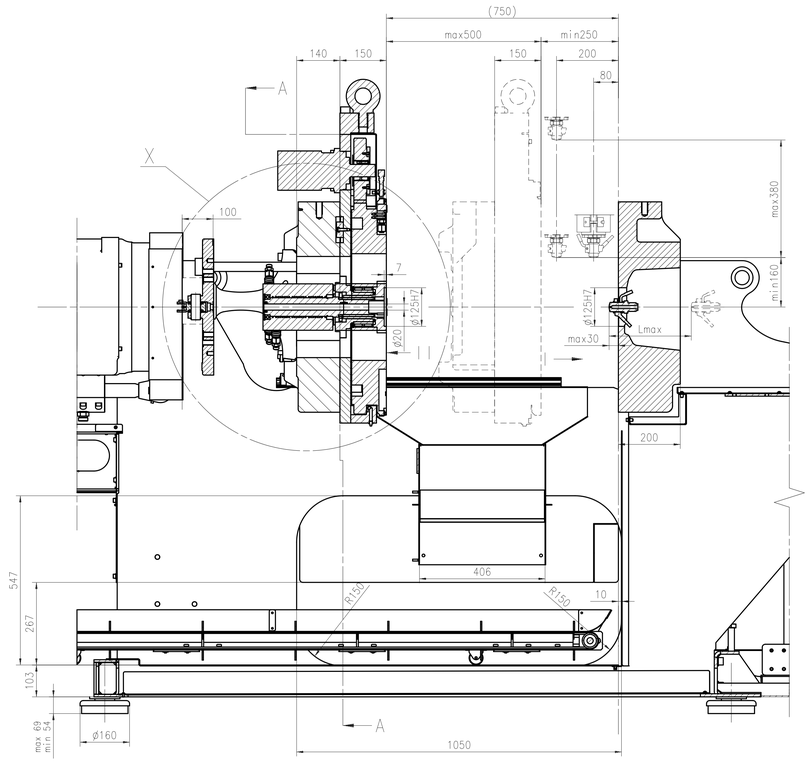

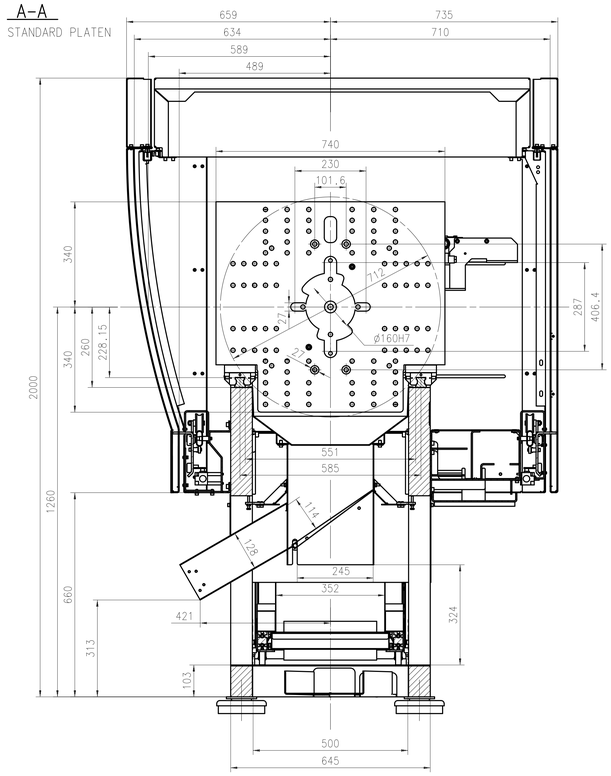

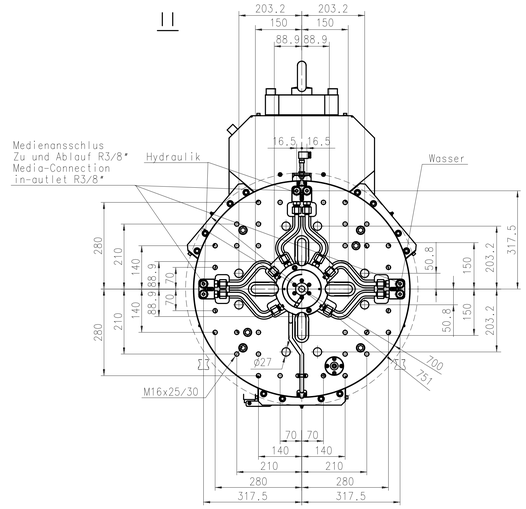

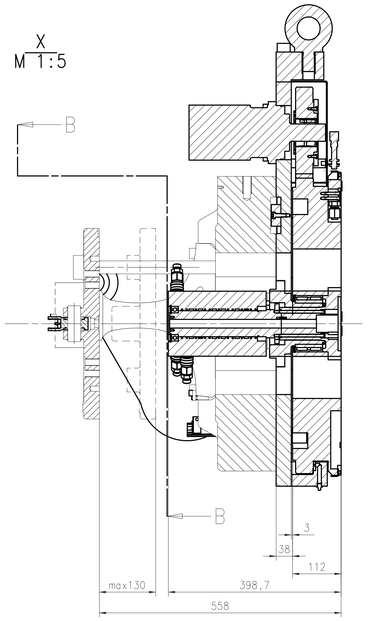

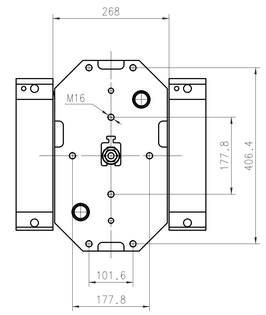

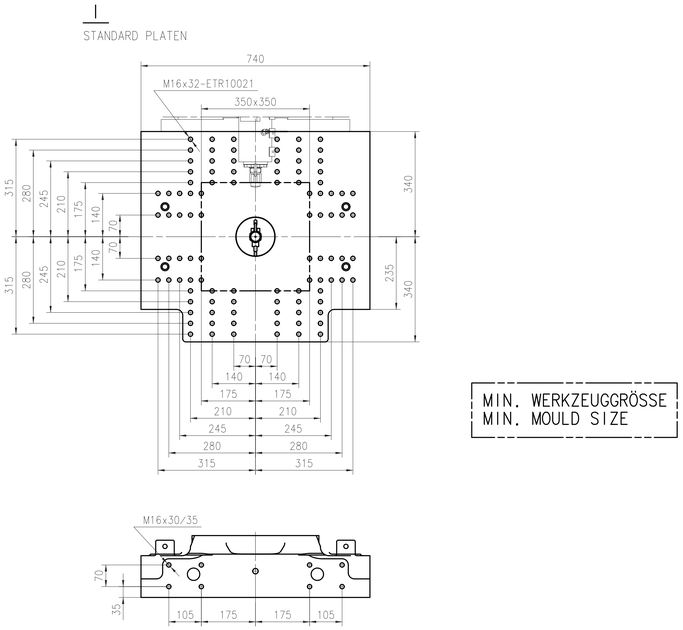

MIN. WERKZEUGGRÖSSE
MIN. MOULD SIZE

DÜSENWEG NOZZLE STROKE Lmax (mm)	T Y P E
230	VC 80H/200V/90,110,120
230	VC 200H/200V/90,110,120
300	VC 330H/200V/90,110,120
300	VC 500H/200V/90,110,120
300	VC 650H/200V/90,110,120

DESCRIPTION/BENENNUNG
PLATEN LAYOUT
WERKZEUGAUFSPANNMASSE

CAD SCALE/MASSST. Q
1:7

DRAWING NO./ZNR.
7269-906-29-00-012

REV.NO./NR.
00

SHEET NO./BLATT NR
1/1

DOC.STAT./DOK.STAT.
FR

DATE/DATUM
2013-01-03

APPL.STD./MTG.NORM
ETR10009
ISO 8015
ISO 2768-mK
ISO 1302 (1993)
ab Serien Nr.11124

OFFICE/BÜRO/NAME
21345,MUSA,A

COPY FROM/URSPR.ZNR.

MATERIAL/WERKST. ENGEL AUSTRIA
ACC. TO/GEMASS

MATERIAL/WERKST. ENGEL NORTH AMERICA
ACC. TO/GEMASS

MATERIAL/WERKST. ENGEL KOREA
ACC. TO/GEMASS

REPRODUCTION, DISTRIBUTION AND UTILIZATION OF THIS DOCUMENT AS WELL AS COMMUNICATION OF ITS CONTENTS TO OTHERS WITHOUT EXPRESS AUTHORIZATION PROHIBITED. OFFENDERS WILL BE HELD LIABLE FOR THE PAYMENT OF DAMAGES. ALL RIGHTS RESERVED. COPYRIGHT (c)ENGEL
WEITERGABE SOWIE VERVIELFÄLTIGUNG DIESES DOKUMENTS, VERWERTUNG UND MITTEILUNG SEINES INHALTS VERBOTEN, SOWEIT NICHT AUSDRÜCKLICH GESTATTET. ZUWIDERHANDLUNGEN VERPFLICHTEN ZU SCHADENERSATZ. ALLE RECHTE VORBEHALTEN. COPYRIGHT (c)ENGEL

ENGEL