

## DAILY

### ●●●COMPRESSED AIR MANDATORY●●●

1. Switch ON the CLEANING MODE by turning the cleaning switch on the control cabinet.



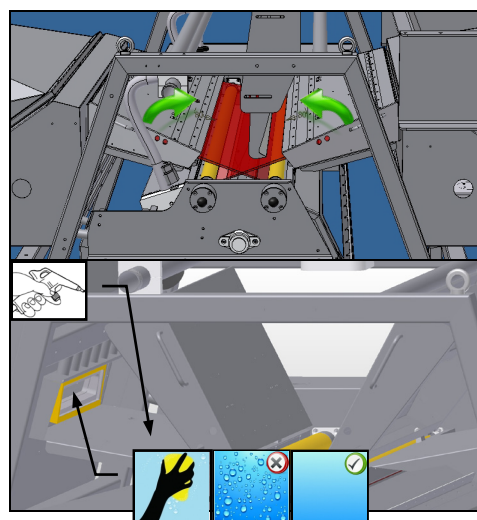
2. Use water or compressed air to CLEAN the machine. Make sure to clean the parts that come into contact with the product.

#### Attention:

- Spray down from top to bottom, to prevent dirt from piling up
- Make sure all cabinets and doors are firmly closed
- Do not spray directly on the control panel and the joints of cabinets or boxes
- When cleaning with high pressure water, keep a distance of 40 cm from the machine



3. Open the SCAN SHIELDING and remove all dirt from the inside with compressed air or water to prevent blockage of the laser beam.



4. Clean the OPTICAL WINDOW with a clean cloth or a soft paper tissue

#### Attention:

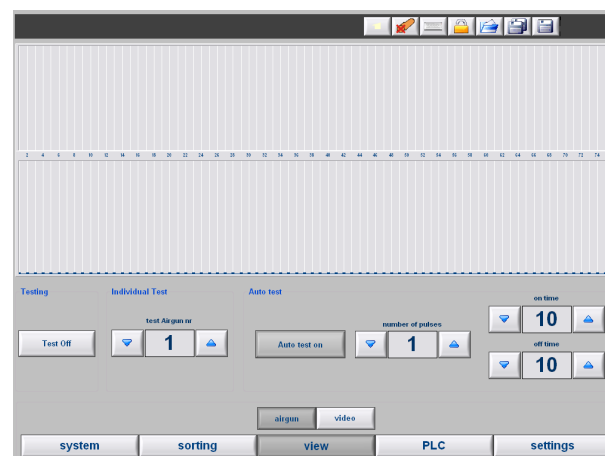
- Make sure no water remains on the window
- Avoid scale. Decalcify if necessary, using special solutions or products

5. Switch OFF the CLEANING MODE immediately after cleaning. When switching off, all air valves will open automatically to prevent water from remaining in the valve outlets.



## WEEKLY

1. Check the POSITION of the INFEED & REJECT SHAKER.
2. Check the operation of the AIR GUNS by activating the air gun TEST (consult the manual for further instructions)



3. Check WATER LEVEL of the COOLING UNIT.



Recommended water level: at all times between these two indications

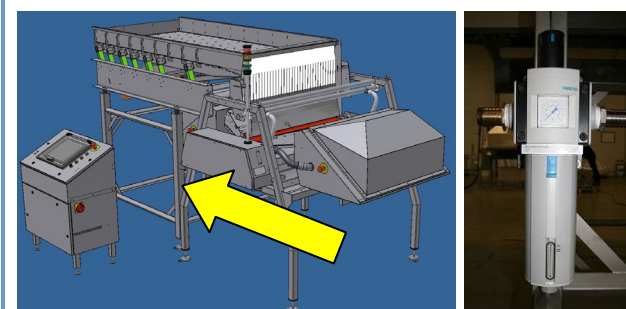
## MONTHLY

1. Check presence of ANTI-FREEZE liquid in cooling unit.
2. Check the filter of the FESTO AIR REGULATOR (consult the manual for further instructions).
3. Check WATER supply and AIR compressor quality.
4. Check the operation of the EMERGENCY STOPS.

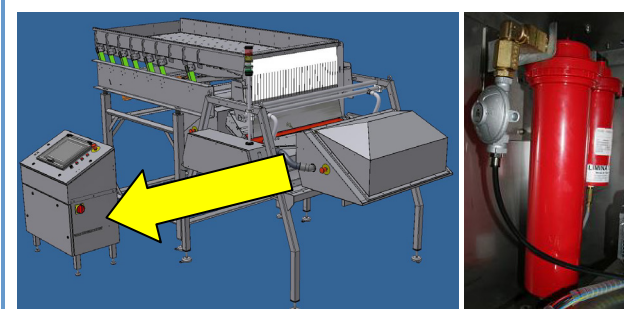
## HALF YEARLY

FILTER HEALTH CHECK-UP, comprising:

1. Replacement of FESTO air regulator filter



2. Replacement of "ELIMINATOR II" set of clean room filters in the main cabinet



Consult your Service Manual, or contact Visys Customer Service Department.

## YEARLY

Visys advises one yearly service visit by a Visys certified engineer. Please contact our Customer Service Department to schedule your visit

### Customer Service Department

E-mail: [service@visysglobal.com](mailto:service@visysglobal.com)

Tel: +32 11 24 91 88

+32 11 24 91 99



## TECHNICAL DETAILS

For detailed specs, please consult the Service Manual or contact the Customer Service Department.

### Electricity:

- Single phase 230V (2 connections)
- 5kVA
- Fuse 25A (300mA)
- Wires 4mm<sup>2</sup>
- 50Hz
- Other voltages on request

### Compressed air: (ISO8573.1 air quality standard)

- Minimum pressure : 6 bar (90 psi)
- Maximum pressure : 10 bar (145 psi)
- Typical consumption : 200 Nm<sup>3</sup>/h (120 cfm)
- Max. consumption : 450 Nm<sup>3</sup>/h (300 cfm)
- Quality : filtered 40µm oil / water / dust free
- Connection : 1½ inch

### Cooling water

- Minimum pressure: 1 bar (15psi)
- Maximum pressure: 3 bar (45 psi)
- Minimum temperature: 13°C (55,4°F)
- Maximum temperature: 20°C (68°F)
- Quality: lime free and reusable
- Inlet connection: ½ inch
- Outlet connection: ½ inch.