

LEAK DETECTION SYSTEM

LEAK-MASTER®



Micro-leak detection system for packages based on CO₂. LEAK-MASTER® features non-destructive detection of the smallest leaks without the need for costly Helium.

Benefits

- minimal response time
- quick product change
- for flexible and rigid packs
- no calibration required
- operator friendly – data and process parameter entry by means of integrated keyboard or remote personal computer (e.g. MS-Excel®)
- easy-to-use intuitive system – no special skills required
- convenient data administration and evaluation for customer oriented quality documentation
- various chamber sizes (see back side)
- easy installation and start-up
- easy to clean splash-proof stainless steel cabinet / housing
- remote transmission of results via Ethernet
- potential free alarm contact for connection of external audible/visual device



Options

- Barcode Reader for simple and quick user/product selection. Available with or without IP-protection. Without IP-protection also available as retrofit version
- wireless data transmission via WLAN (WIFI)
- stainless steel mobile workstations for various models available







Type	LEAK-MASTER®	Vacuum	max. 50 mbar abs.
Measuring System	infrared measuring cell for CO ₂	Alarms	potential free contact max. 250 V AC or 24 V DC/2 A
Measuring range	0 ppm - 5.000 ppm	Interfaces	Ethernet (WLAN optional)
Resolution	1 ppm	Cabinet / Housing	stainless steel, IP 54 (splash-proof)
Warm-up time	approx. 10 min.	Approvals	Company certified according to ISO 9001 and ISO 22000 CE marked according to: - EMC 2004/108/EC - Low Voltage Directive 2006/95/EC - Machinery safety 2006/42/EC
Calibration	not required		
Response time of the sensor	approx. 1 sec.		
Leak testing cycle	depends on leak size, CO ₂ -percentage in package, size of chamber		

LEAK DETECTION SYSTEM

LEAK-MASTER®

Various chamber sizes – from the table model for sample analysing to the mobile bulk compact model for the 100%-analysis of complete packages (e.g. E2-boxes)

Model	Chamber-size approx. in mm (inch) (H x W x D)	Cabinet / housing-size approx. in mm (inch) (H x W x D)	Weight approx. [kg]	Power consumption [kWh]	Pump suction capacity [m³/h]	Voltage
 LM 4.4.1 LM 4.4.2	90 x 345 x 280 (3.5 x 13.6 x 11.0)	395 x 535 x 570 (15.6 x 21.1 x 22.4)	65	0.55	10	230 V AC or 110 V AC
	90 x 465 x 160 (3.5 x 18.3 x 6.3)					
 LM 4.4.1-S	specially for bottles up to 1.5 l	395 x 535 x 570 (15.6 x 21.1 x 22.4)	65	0.55	10	230 V AC or 110 V AC
 LM 5.2.1 LM 5.2.2	100 x 340 x 425 (3.9 x 13.4 x 16.7)	490 x 530 x 700 (18.5 x 20.9 x 27.6)	85	1.10	21	230 V AC or 110 V AC
	100 x 460 x 305 (3.9 x 18.1 x 12.0)					
 LM 12.1.1 LM 12.1.2 LM 12.2.1 LM 12.2.2	255 x 595 x 500 (10.0 x 23.4 x 19.7)	1025 x 760 x 855 (40.4 x 29.9 x 33.7)	225	2.20	100	400 V AC
	255x 680 x 415 (10.0 x 26.8 x 16.3)					
	165 x 595 x 500 (6.5 x 23.4 x 19.7)	1025 x 760 x 855 (40.4 x 29.9 x 33.7)	225	1.50	63	400 V AC
	165 x 680 x 415 (6.5 x 26.8 x 16.3)					