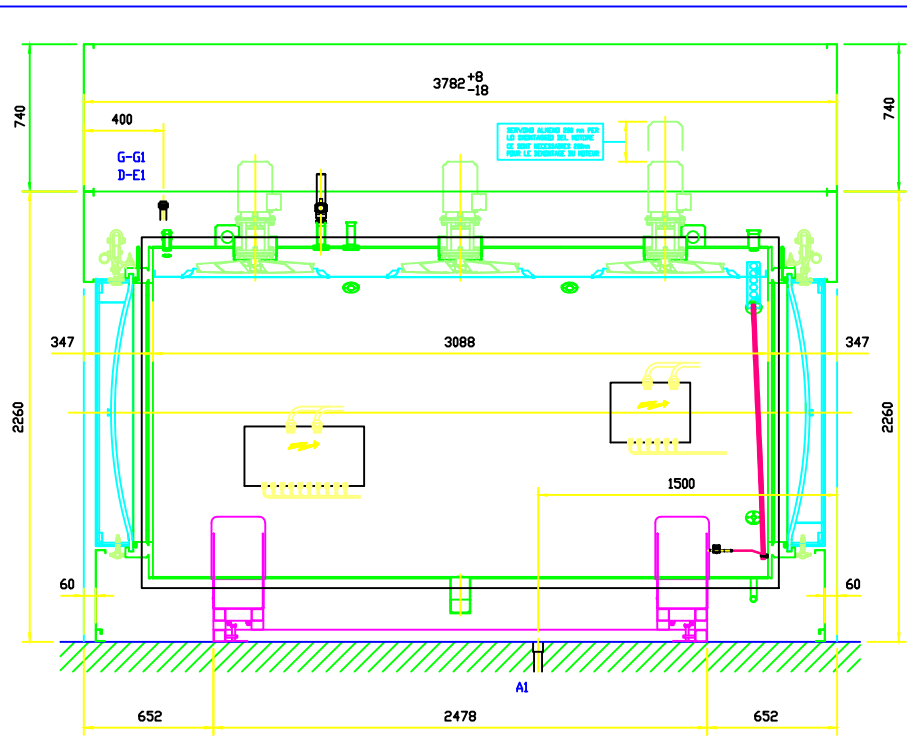
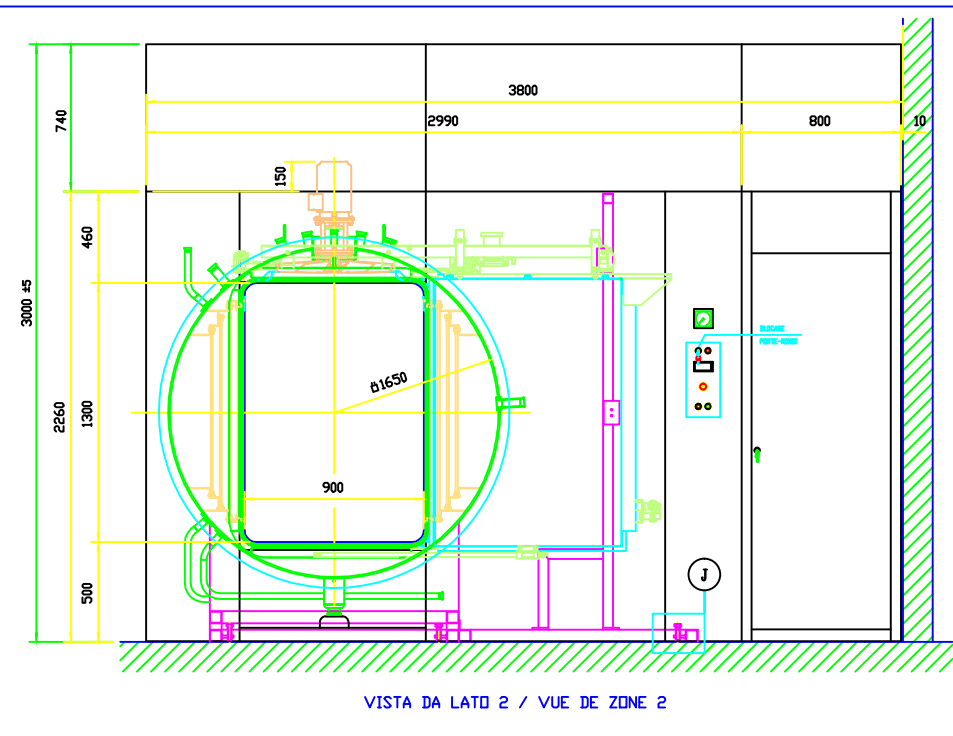


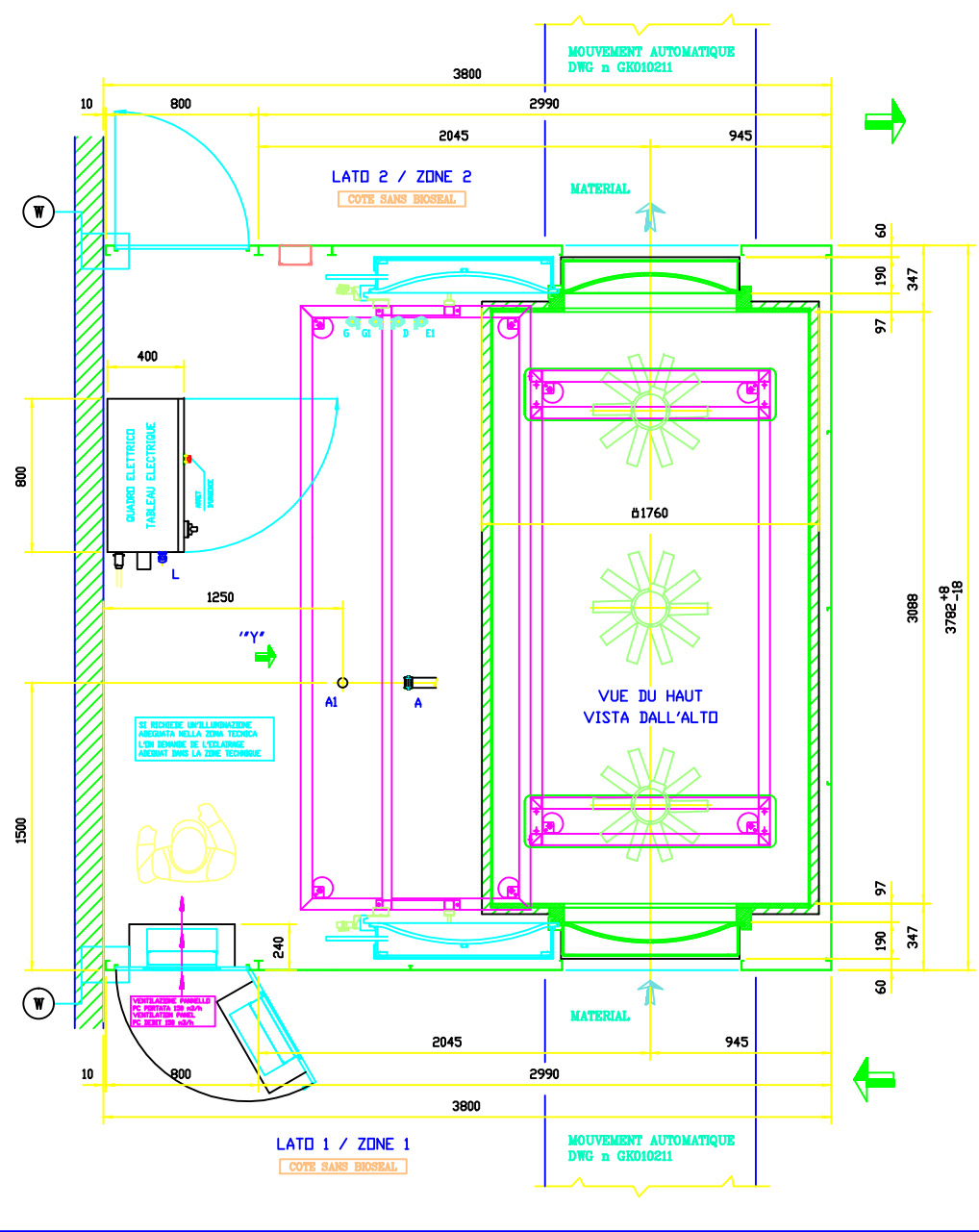
VISTA DA LATO 1 / VUE DE ZONE 1



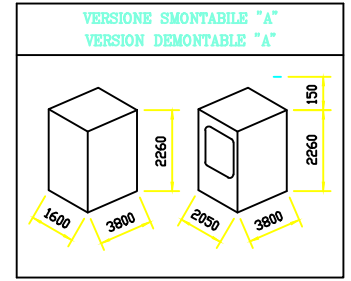
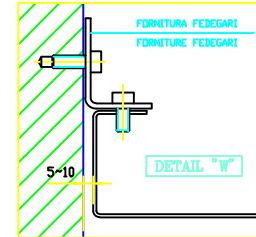
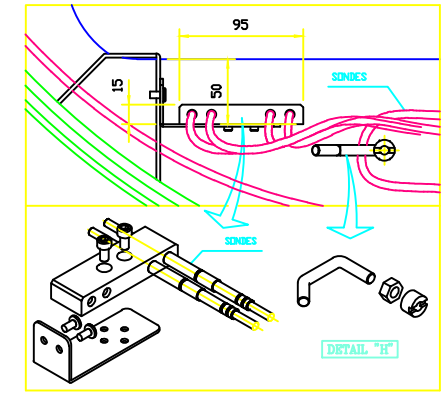
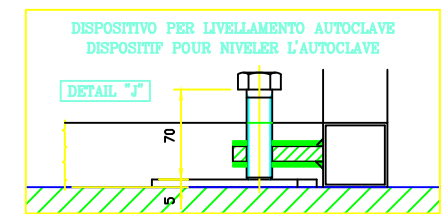
VISTA DA 'Y' / VUE DE 'Y'



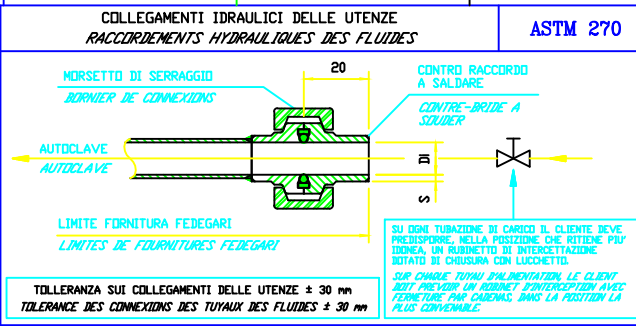
VISTA DA LATO 2 / VUE DE ZONE 2



VUE DU HAUT / VISTA DALL'ALTO



| CONDIZIONI AMBIENTALI RICHIESTE PER L'INSTALLAZIONE | | CONDITIONS DE L'AMBIANCE DEMANDEES POUR L'INSTALLATION | |
|---|---|--|---|
| TEMPERATURA AMBIENTE per l'area di installazione della macchina incluso vano tecnico ed armadio elettrico | TEMPERATURE de la salle d'installation de la machine, zone technique et tableau électrique inclus | 5 - 40°C | (comunicare eventuali differenze) (rière communiquer d'éventuelles différences) |
| UMIDITÀ RELATIVA MAX: | HUMIDITE RELATIVE MAX: | 85%, T _s 40°C | |
| CONCENTRAZIONE MAX. DI POLVERE (particelle < 0.5 micron) | CONCENTRATION MAX. DE POUSSIERE (particules < 0.5 micron) | MAX: 2x10 ⁶ /cf | |



| DISSIPAZIONE TERMICA (INDICATIVA), PORTE CHIUSE | LATO 1 / ZONE 1 | 0.8 kW |
|--|-------------------------------|---------|
| DISSIPATION THERMIQUE (INDICATIVE), PORTES FERMES | LATO 2 / ZONE 2 | 0.8 kW |
| | ZONA TECNICA / ZONE TECHNIQUE | 10.5 kW |
| PRESSIONE MASSIMA D'ESERCIZIO | | CHAMBER |
| PRESSION DE MARCHE MAX | | 3 bar g |
| PESO INDICATIVO AUTOCLAVE VUOTA | | 5000 kg |
| POIDS INDICATIF AUTOCLAVE VIDE | | |
| PESO AUTOCLAVE VUOTA GRAVANTE SULLA BASE D'APPOGGIO | R | S |
| POIDS SUR BASE D'APPUI AUTOCLAVE VIDE | 3900 kg | 1100 kg |
| PESO AUTOCLAVE IN PROVA IDROSTATICA GRAVANTE SULLA BASE D'APPOGGIO | R | S |
| POIDS SUR BASE D'APPUI AUTOCLAVE EN EPREUVE HYDROSTATIQUE | 10600 kg | 1100 kg |

L ALIMENTAZIONE ELETTRICA / ALIMENTATION ELECTRIQUE
 400 V ± 10% 3+PE 50Hz
 6 kW
 INTERRUPTORE MAGNETOTERMICO AUTOLIMITATORE (Fornito ed installato dal cliente)
 INTERRUPTEUR MAGNETOTHERMIQUE AUTOLIMITEUR (Fourni et installé par le client)

E' RESPONSABILITA' DEL CLIENTE CHE TUTTI GLI ALLACCIAMENTI ELETTRICI VENGANO ESEGUITI SECONDO LE VIGENTI NORMATIVE LOCALI.
 IL EST A LA RESPONSABILITE DU CLIENT QUE TOUTS LES RACCORDEMENTS ELECTRIQUES SOIENT REALISES SELON LA LOI EN VIGUEUR DU PAYS.

| ALACCIAMENTO UTENZE / RACCORDEMENT DES ALIMENTATIONS | | RICHIESTA / DEMANDE | | DISPONIBILE / DISPONIBLE | |
|--|--|------------------------------|-----------------|------------------------------|-----------------|
| RIF. | DESCRIZIONE / DESCRIPTION | PRESSIONE / PRESSION (bar g) | PORTATA / DEBIT | PRESSIONE / PRESSION (bar g) | PORTATA / DEBIT |
| G1 | RECUPERO ACQUA RAFFREDDAMENTO / RECOVERY ENU REFROIDISSEMENT | 1.5 | 70-80l/min | 22.1x1.65 | |
| G | ACQUA RAFFREDDAMENTO PIASTRE E SCARICO / ENU POUR REFROIDISSEMENT PLATES ET BECHARGE | 2 | 70-80l/min | 22.1x1.65 | |
| E1 | VAPORE INDUSTRIALE (95-970 CONFORME A EN 895 TABELLA B1) / VAPEUR INDUSTRIELLE (95-970 CONFORME A EN 895 TABELLA B1) | 3.5 | 550 kg/h | 47.5x1.65 | |
| D | AIR COMPRESA RESALDITA / AIR COMPRESSE RECHAUDEE | 5.5 | 2000 Nl/min | 34.8x1.65 | |
| A | SCARICO GENERALE / BECHARGE GENERALE | | | 47.5x1.65 | |
| A1 | CONNESSIONE IN EN 285 CON SERRAJO CHILDREN < 80kg / RACCORDEMENT EN EN 285 CON SERRAJO CHILDREN < 80kg | | | | MIN DN 50 |

FEDEGARI ENGINEERING DEPARTMENT
CERTIFIED CONSTRUCTION DRAWING
 DATE: 15/03/13 APPROVED BY: [Signature]
 Approval of the Layout does not prevent the manufacturer to implement, during construction, little changes to the dimensions, without basing on the overall dimensions of the machine, without resubmitting the drawing for approval.

| | | | |
|-------------|------------------------------|-------------------|---------------|
| CUSTOMER | JANSSEN | AGENT/DISTRIBUTOR | STERIGENE SAS |
| MACHINE | FOA5/GB THEMA4 900x1300x3100 | SN | NA2242AU |
| DESCRIPTION | PLAN DE INSTALLATION | Scale | 1:10 |
| | | Drawn | Lus |
| | | CPK | 30/11/2012 |

| REVISIONS | |
|-----------|-------------|
| NO. | DESCRIPTION |
| 1 | ... |
| 2 | ... |
| 3 | ... |
| 4 | ... |
| 5 | ... |
| 6 | ... |
| 7 | ... |
| 8 | ... |
| 9 | ... |
| 10 | ... |

| AGGIORNATE PARALLELE SUPERIORI | |
|--------------------------------|-------------|
| NO. | DESCRIPTION |
| 1 | ... |
| 2 | ... |
| 3 | ... |
| 4 | ... |
| 5 | ... |
| 6 | ... |
| 7 | ... |
| 8 | ... |
| 9 | ... |
| 10 | ... |

THIS DRAWING IS THE PROPERTY OF FEDERAZIONE ITALIANA...
 IL PRESENTE DISEGNO E' LA PROPRIETA' DI FEDERAZIONE ITALIANA...
 IL PRESENTE DISEGNO E' LA PROPRIETA' DI FEDERAZIONE ITALIANA...